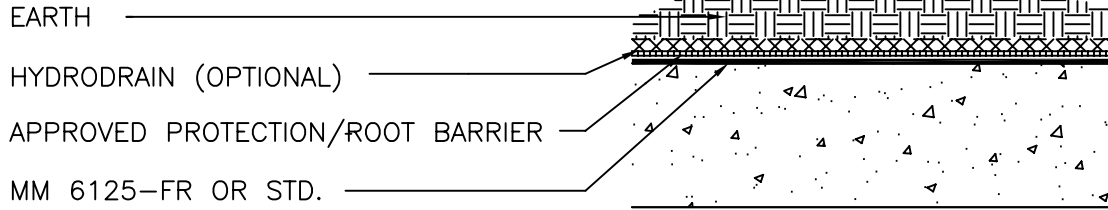
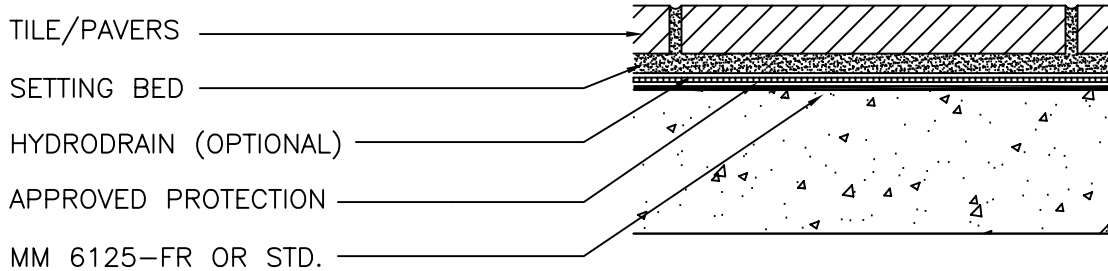


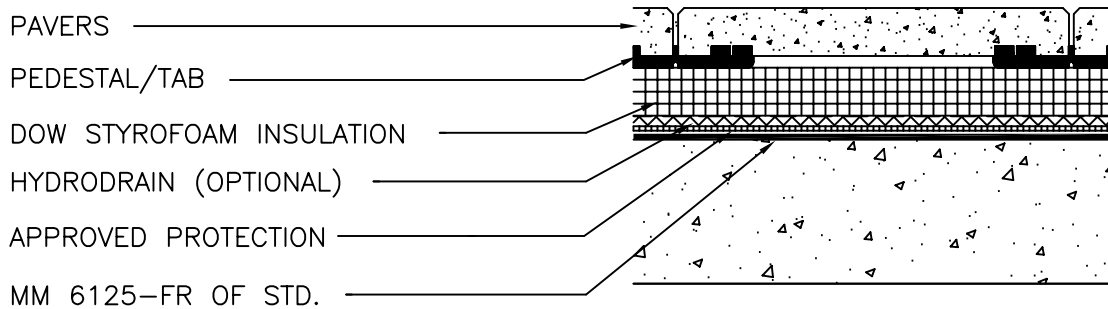
EARTH COVER (PLANTER, LANDSCAPE)



PLAZA/TERRACE (TILE/PAVER IN SETTING BED)



PLAZA/TERRACE (OPEN-JOINT PAVERS)



NOTES: WHEN DOW STYROFOAM IS INSTALLED DIRECTLY UNDER AN IMPERVIOUS SURFACE (i.e., TOPPING SLAB, SETTING BED, ETC.) AN AIR LAYER (HYDRODRAIN) MUST BE INSTALLED ON TOP OF THE FOAM.

REFERENCE HYDROTECH'S ULTIMATE ASSEMBLY GUIDELINE DETAILS FOR SPECIFIC PAVER APPLICATION DETAILS.



Monolithic Membrane
6125-FR
WATERPROOFING SYSTEMS

AMERICAN HYDROTECH, INC.

TYPICAL APPLICATIONS

NO SCALE

W-2B