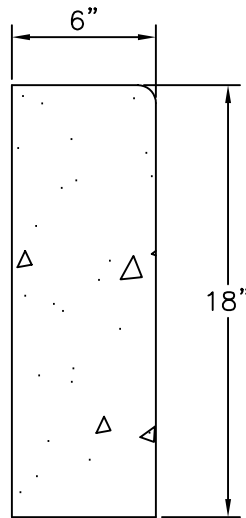
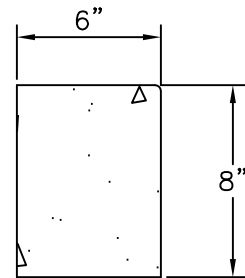


BATTERED EDGE

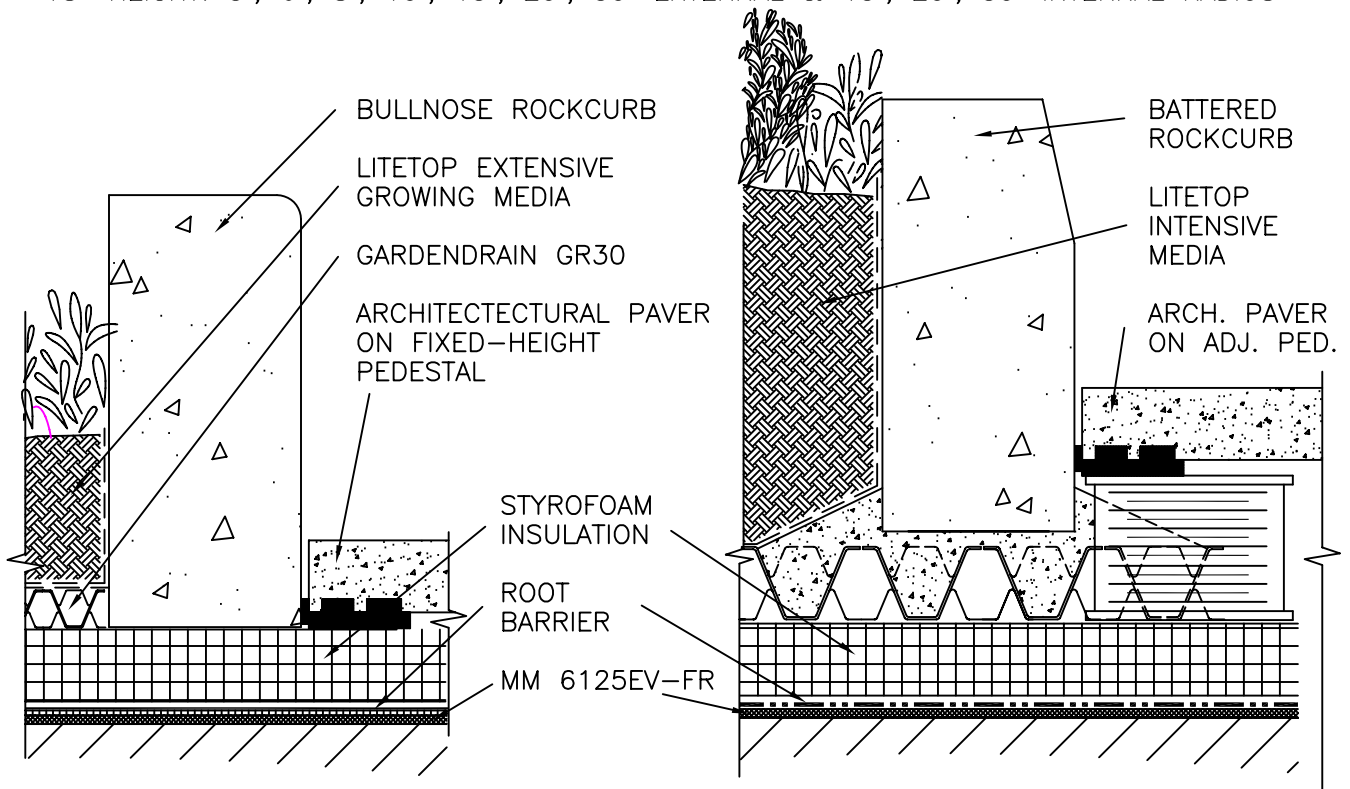


BULLNOSE EDGE



ROUNDED EDGE

MANUFACTURED IN 36" LONG SECTIONS AND IS AVAILABLE IN THE FOLLOWING RADII:
 12" HEIGHT: 5', 6', 10', 15', 20', & 30' EXTERNAL RADIUS
 18" HEIGHT: 3', 6', 8', 10', 15', 20', 30' EXTERNAL & 15', 20', 30' INTERNAL RADIUS



NOTES:

ROCKCURB IS AVAILABLE IN STANDARD HANOVER TUDOR FINISH AND COLORS.

ROCKCURB MAY REQUIRE STABILIZING AGAINST DIFFERENTIAL LOADING. I.E., PINNING END-T-END, MORTARING IN PLACE

REFER TO APPLICABLE MM 6125-FR ROOFING/WATERPROOFING AND GARDEN ROOF ASSEMBLY GUIDELINE DETAILS FOR PROPER MEMBRANE/FLASHING DETAILS AND ALTERNATIVES AND GARDEN ROOF ASSEMBLY COMPONENT DETAILS AND ALTERNATIVES.



AMERICAN HYDROTECH, INC.

ROCK CURB
STANDARD PRECAST

NO SCALE

UA-6